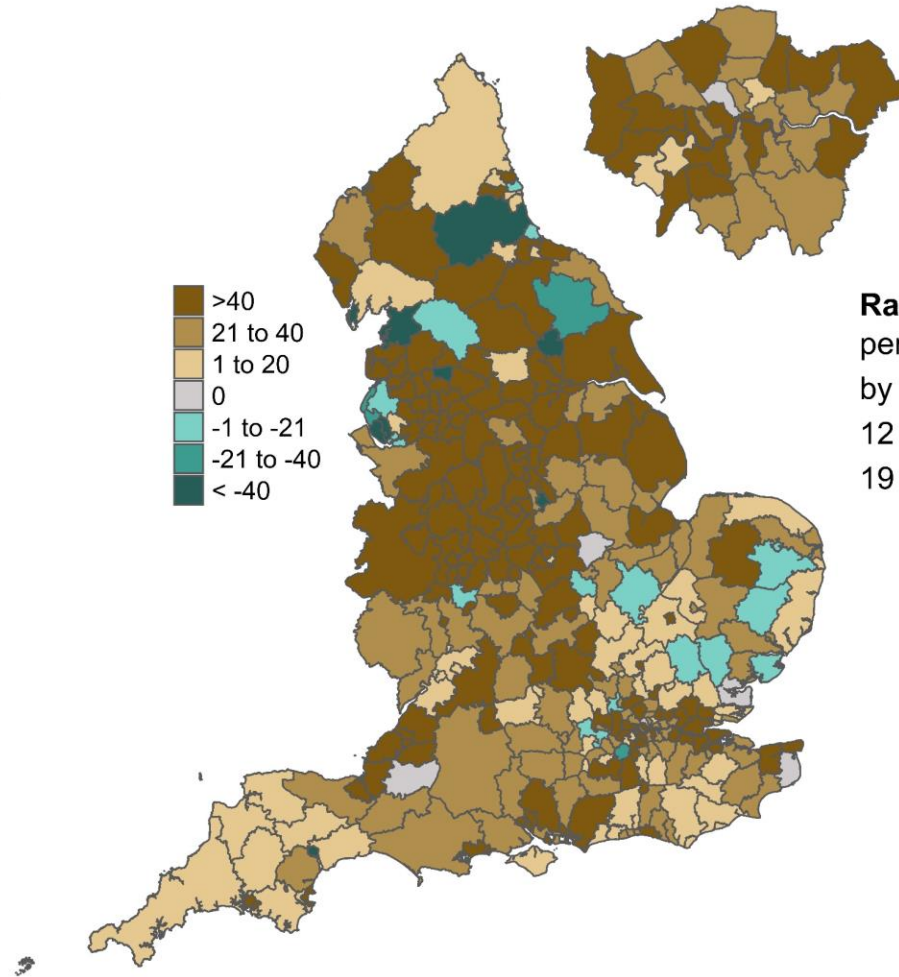
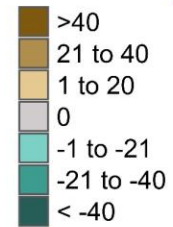
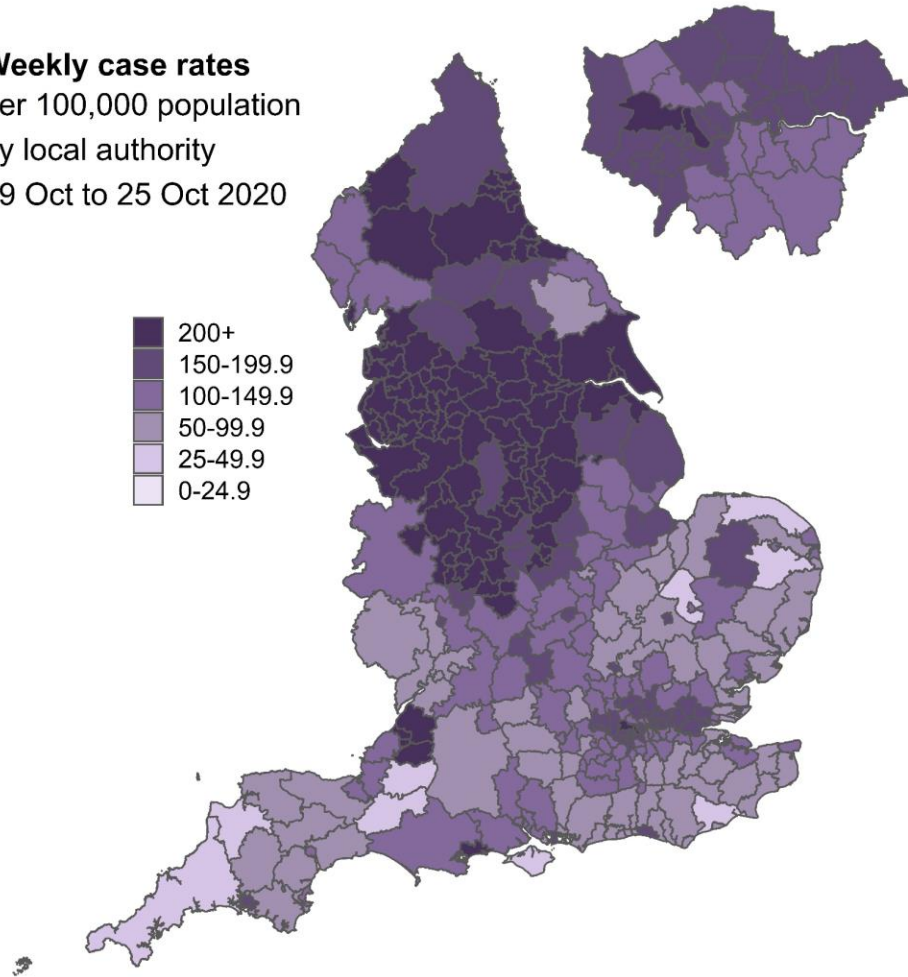



Geographical spread of COVID-19 in England

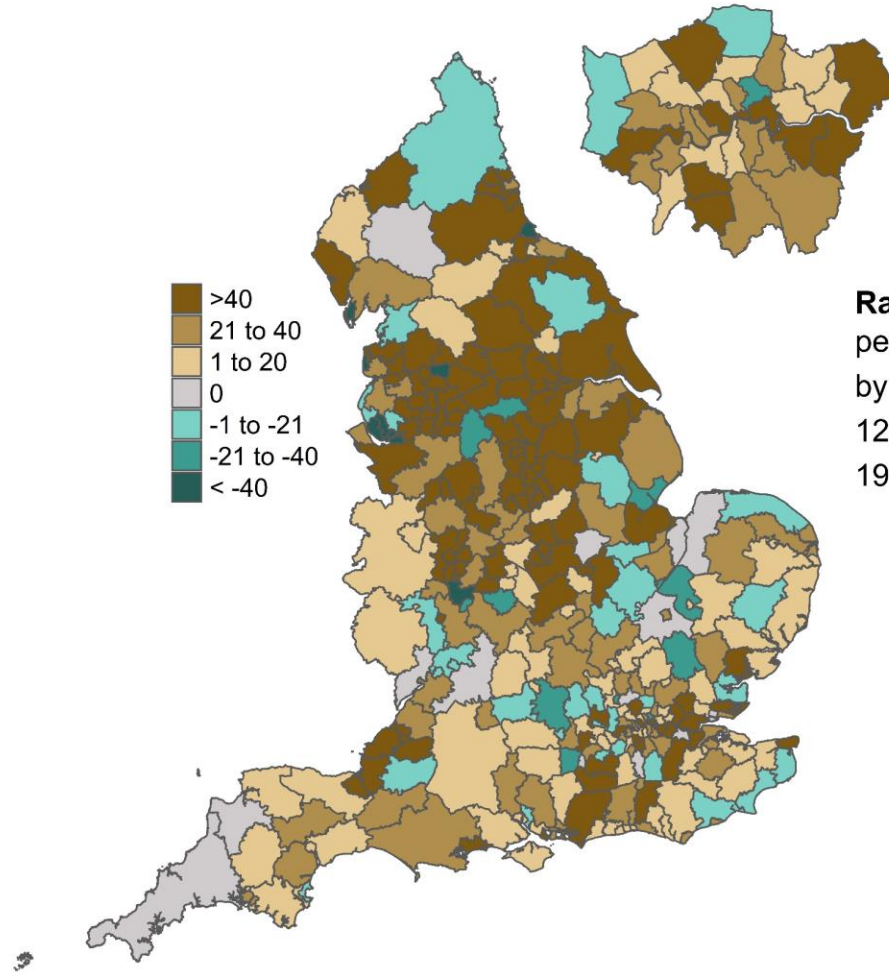
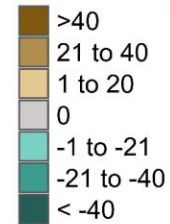
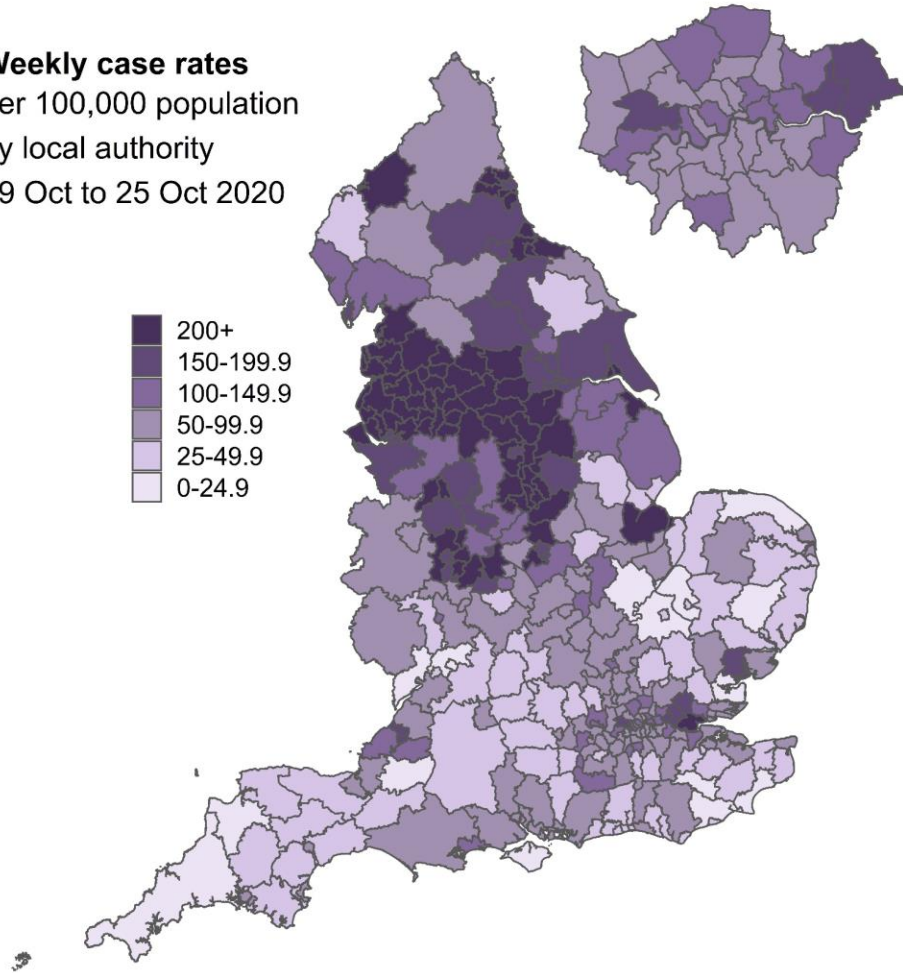

Weekly case rates
per 100,000 population
by local authority
19 Oct to 25 Oct 2020



Rate change
per 100,000 population
by local authority between
12 Oct to 18 Oct 2020 and
19 Oct to 25 Oct 2020

Geographical spread of COVID-19 in England (Ages 60+)

Weekly case rates
per 100,000 population
by local authority
19 Oct to 25 Oct 2020

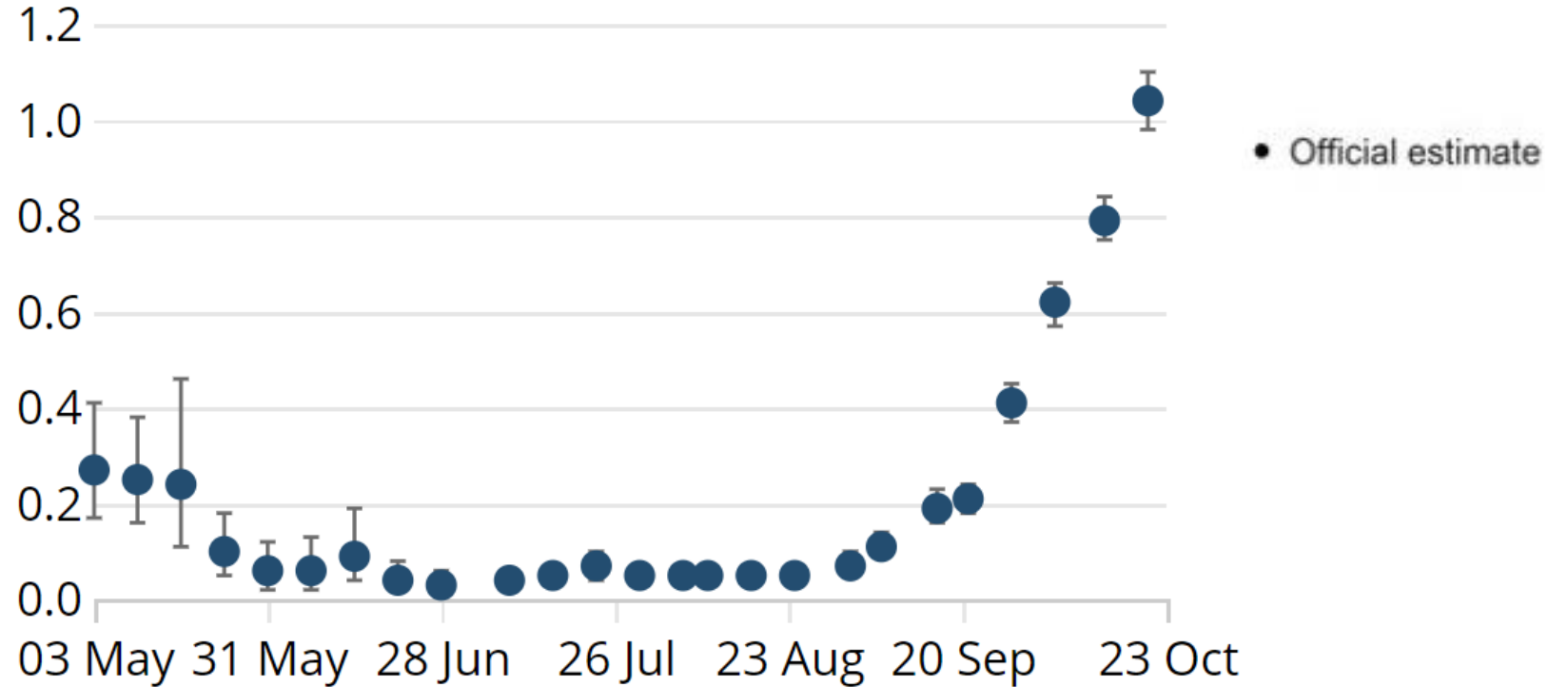


Rate change
per 100,000 population
by local authority between
12 Oct to 18 Oct 2020 and
19 Oct to 25 Oct 2020

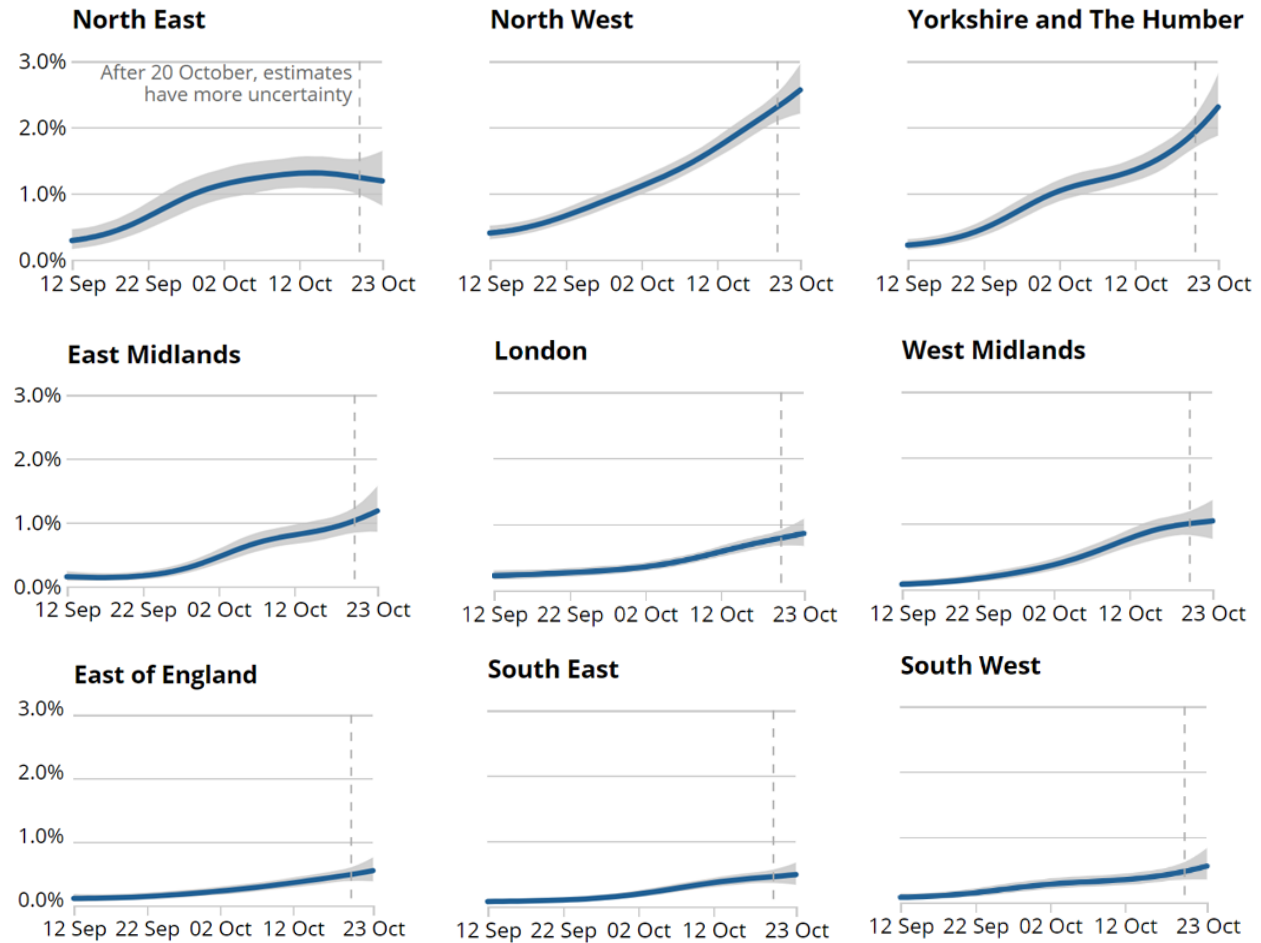
ONS COVID-19 household infection survey official reported estimates of the rate of COVID-19 infections in the community in England.

An estimated 568,100 people within the community population in England had COVID-19 during the most recent week, from 17th to 23rd October 2020. This equates to 1.04% of the population in England or around 1 in 100 people.

ONS estimate there were around 9.52 new COVID-19 infections for every 10,000 people per day within the community population in England, equating to around 51,900 new cases per day.



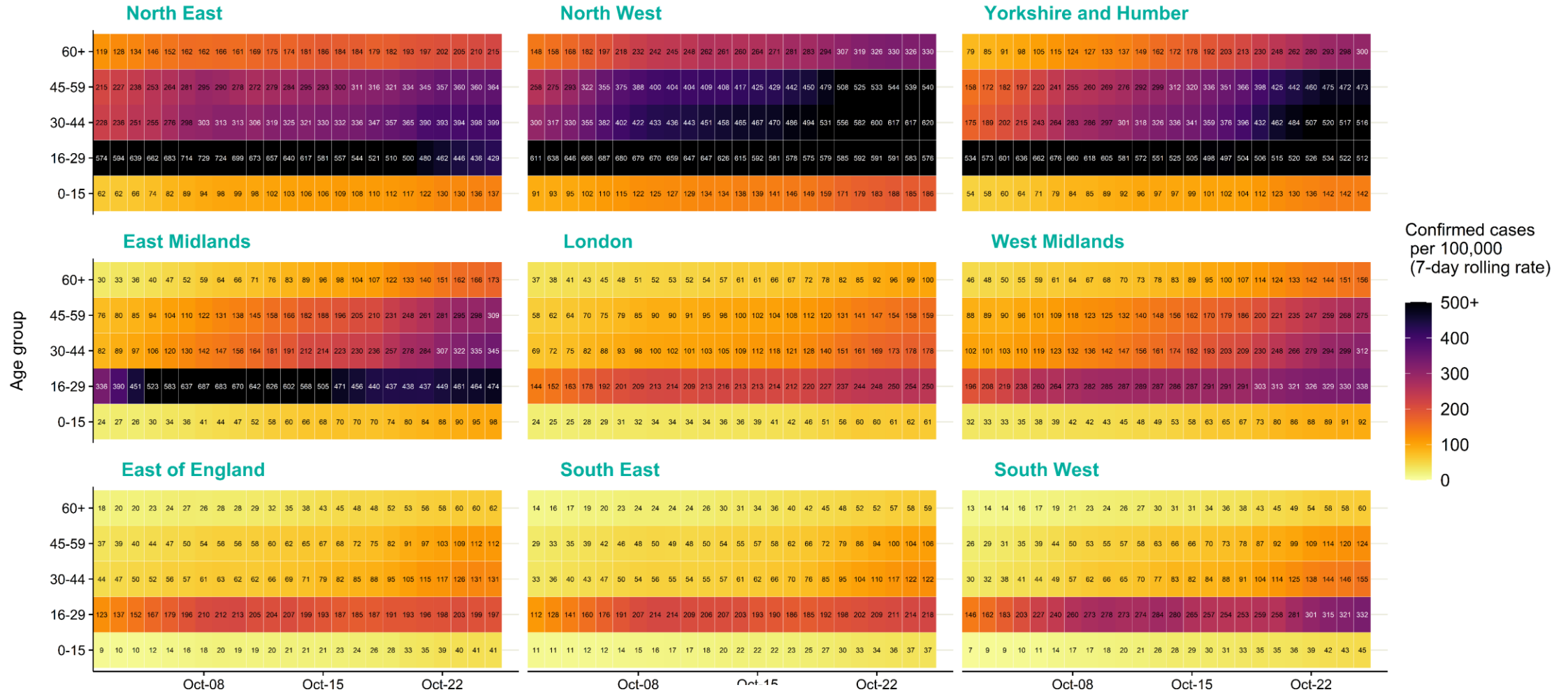
ONS COVID-19 household infection survey estimates of infection rates in England by region



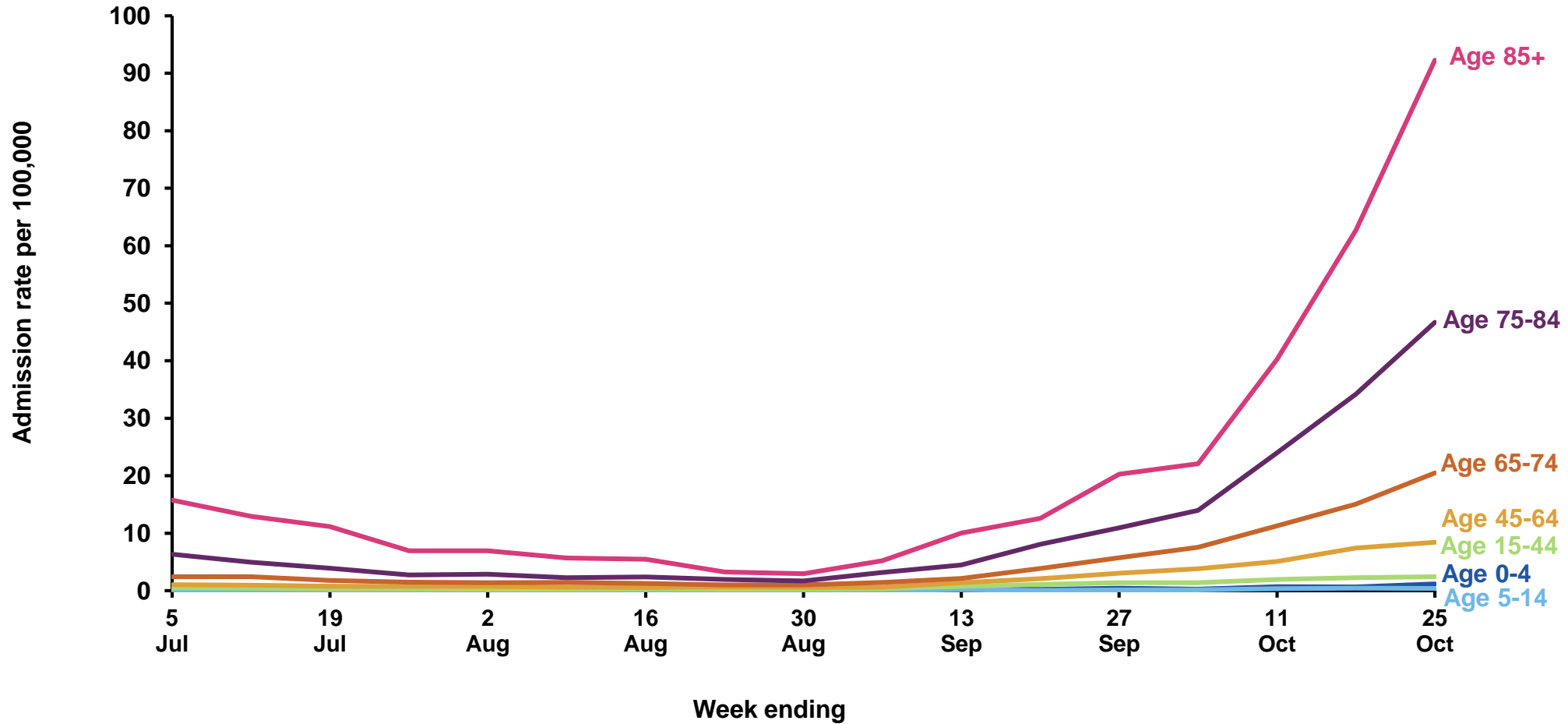
■ 95% credible interval

— Modelled infection rate estimate for COVID-19

COVID-19 positive case heat maps for England by age group and region

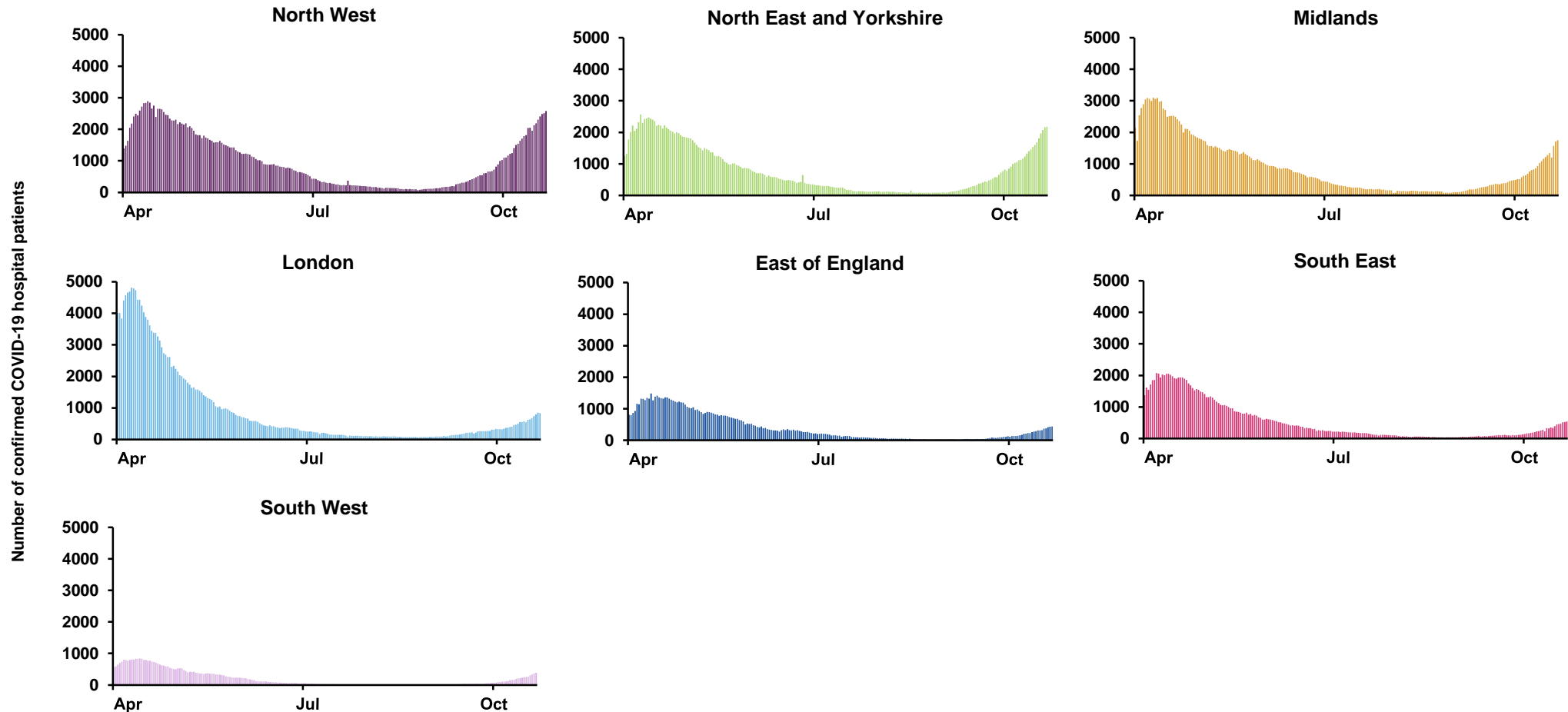


Weekly COVID-19 hospital admission rates in England by age group

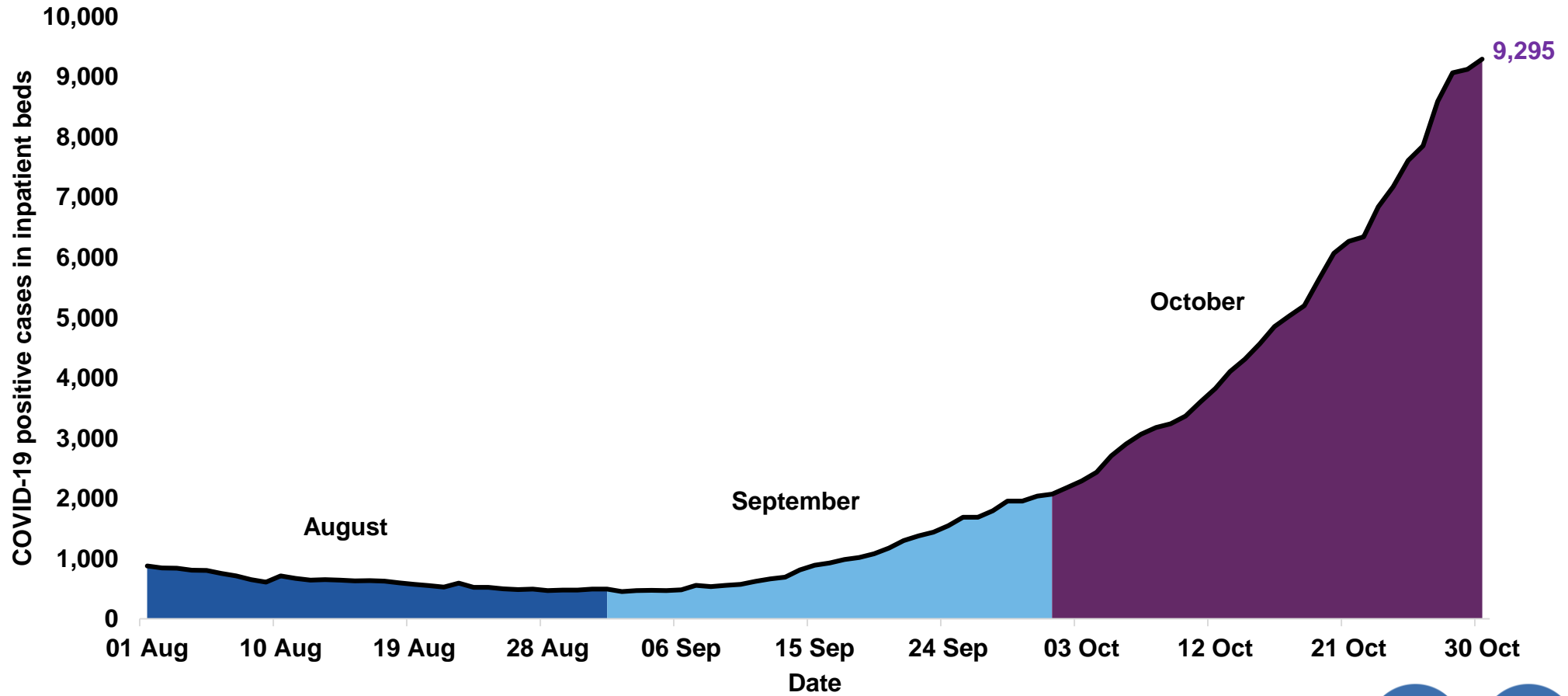


Source: PHE Severe Acute Respiratory Infections data (SARI-Watch)

Patients in hospital with COVID-19 in England by NHS region

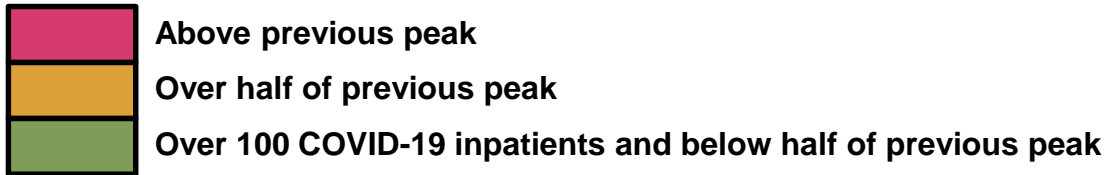


Number of people with COVID-19 in inpatient beds in England



Heat map for hospitals with over 100 COVID-19 positive inpatients on 30 October

| Trust | 01-Oct | 02-Oct | 03-Oct | 04-Oct | 05-Oct | 06-Oct | 07-Oct | 08-Oct | 09-Oct | 10-Oct | 11-Oct | 12-Oct | 13-Oct | 14-Oct | 15-Oct | 16-Oct | 17-Oct | 18-Oct | 19-Oct | 20-Oct | 21-Oct | 22-Oct | 23-Oct | 24-Oct | 25-Oct | 26-Oct | 27-Oct | 28-Oct | 29-Oct | 30-Oct | |
|---|--------|--------|--------|--------|--------|--------|--------|--------|--------|--------|--------|--------|--------|--------|--------|--------|--------|--------|--------|--------|--------|--------|--------|--------|--------|--------|--------|--------|--------|--------|--|
| Barnsley Hospital NHS Foundation Trust | | | | | | | | | | | | | | | | | | | | | | | | | | | | | | | |
| Doncaster and Bassetlaw Teaching Hospitals NHS Foundation Trust | | | | | | | | | | | | | | | | | | | | | | | | | | | | | | | |
| Nottingham University Hospitals NHS Trust | | | | | | | | | | | | | | | | | | | | | | | | | | | | | | | |
| Wrightington, Wigan and Leigh NHS Foundation Trust | | | | | | | | | | | | | | | | | | | | | | | | | | | | | | | |
| Blackpool Teaching Hospitals NHS Foundation Trust | | | | | | | | | | | | | | | | | | | | | | | | | | | | | | | |
| Pennine Acute Hospitals NHS Trust | | | | | | | | | | | | | | | | | | | | | | | | | | | | | | | |
| Liverpool University Hospitals NHS Foundation Trust | | | | | | | | | | | | | | | | | | | | | | | | | | | | | | | |
| Warrington and Halton Teaching Hospitals NHS Foundation Trust | | | | | | | | | | | | | | | | | | | | | | | | | | | | | | | |
| University Hospitals of North Midlands NHS Trust | | | | | | | | | | | | | | | | | | | | | | | | | | | | | | | |
| Leeds Teaching Hospitals NHS Trust | | | | | | | | | | | | | | | | | | | | | | | | | | | | | | | |
| East Lancashire Hospitals NHS Trust | | | | | | | | | | | | | | | | | | | | | | | | | | | | | | | |
| Mid Yorkshire Hospitals NHS Trust | | | | | | | | | | | | | | | | | | | | | | | | | | | | | | | |
| Lancashire Teaching Hospitals NHS Foundation Trust | | | | | | | | | | | | | | | | | | | | | | | | | | | | | | | |
| Stockport NHS Foundation Trust | | | | | | | | | | | | | | | | | | | | | | | | | | | | | | | |
| Salford Royal NHS Foundation Trust | | | | | | | | | | | | | | | | | | | | | | | | | | | | | | | |
| St Helens and Knowsley Teaching Hospitals NHS Trust | | | | | | | | | | | | | | | | | | | | | | | | | | | | | | | |
| University Hospitals of Morecambe Bay NHS Foundation Trust | | | | | | | | | | | | | | | | | | | | | | | | | | | | | | | |
| South Tyneside and Sunderland NHS Foundation Trust | | | | | | | | | | | | | | | | | | | | | | | | | | | | | | | |
| Sheffield Teaching Hospitals NHS Foundation Trust | | | | | | | | | | | | | | | | | | | | | | | | | | | | | | | |
| University Hospitals of Derby and Burton NHS Foundation Trust | | | | | | | | | | | | | | | | | | | | | | | | | | | | | | | |
| Barking, Havering and Redbridge University Hospitals NHS Trust | | | | | | | | | | | | | | | | | | | | | | | | | | | | | | | |
| Bradford Teaching Hospitals NHS Foundation Trust | | | | | | | | | | | | | | | | | | | | | | | | | | | | | | | |
| Sandwell and West Birmingham Hospitals NHS Trust | | | | | | | | | | | | | | | | | | | | | | | | | | | | | | | |
| University Hospitals of Leicester NHS Trust | | | | | | | | | | | | | | | | | | | | | | | | | | | | | | | |
| Manchester University NHS Foundation Trust | | | | | | | | | | | | | | | | | | | | | | | | | | | | | | | |
| The Rotherham NHS Foundation Trust | | | | | | | | | | | | | | | | | | | | | | | | | | | | | | | |
| University Hospitals Birmingham NHS Foundation Trust | | | | | | | | | | | | | | | | | | | | | | | | | | | | | | | |
| Mid and South Essex NHS Foundation Trust | | | | | | | | | | | | | | | | | | | | | | | | | | | | | | | |
| Barts Health NHS Trust | | | | | | | | | | | | | | | | | | | | | | | | | | | | | | | |



Daily deaths within 28 days of a positive COVID-19 test by region

